

Year 10 Information Evening

Tuesday 24th September



Structure of the Evening:

Welcome - HLW

Support with study skills - CJN

Timeline for the next 2 years (Key Dates) - CJN

The Core Subjects – CJN

Purchasing / guidance for support resources – CJN

Personal Development in KS4 – AEC

Careers - JL

Exam Rules and Regulations – HLW

Access Arrangements - SJM






Supporting your child through GCSEs

- Teenagers need approx. 8 hours sleep per night
- Breakfast is a really important meal, so insist that they eat it so that they are prepared for lessons at 9am each day of the week.
- Calm, quiet spaces for completing homework and revision.
- Many students struggle with organisation, try to offer strategies for storing notes.
- They may need help with organising revision timetables
- Allowing regular breaks
- Discuss concerns with teachers who will be happy to support you.
- Check their homework quality – is it good enough?
- Phones, screens, gaming – agree limits to support them



GCSE Study Skills:

<p>Learn</p> 	<ul style="list-style-type: none"> • Make the most of lesson time! Learning takes place in class, when you are completing homework or doing additional research. • It is important that you fully understand each topic before you can revise it. • If there is anything you don't fully understand, re-read the textbook, ask your teacher, ask another student to go over the topic with you.
<p>Revise</p> 	<ul style="list-style-type: none"> • Once you have fully mastered a topic, you can start to revise it. • Revision is reviewing material you have previously covered to reinforce what you already know or find out where your gaps are. • There are many different ways to revise: <ul style="list-style-type: none"> ○ condense your notes (e.g. using The Cornell note-taking method) ○ create mind-maps or flow-charts ○ prepare flashcards from your notes (question on one side, answer on the back) ○ convert your notes into your own podcasts, etc. • Revision is not re-reading your notes over and over again! You need to do something with your notes instead!
<p>Retrieve</p> 	<ul style="list-style-type: none"> • Once you have revised a topic, you are ready to test yourself: <ul style="list-style-type: none"> ○ ask a friend or family member to test you on your flash cards ○ re-draw your mindmaps or flow charts from memory ○ complete past paper questions ○ use Seneca learning

Get the basics right and make sure you have the following:

- a comfortable chair
- a clear desk
- good light
- comfortable temperature
- pens
- coloured pencils
- highlighters
- paper
- folders
- dividers
- flashcards
- post-it notes
- ruler & protractor
- eraser
- calculator
- dictionary
- revision guides
- exercise books
- textbooks
- past papers
- markschemes
- examiners reports



SUPPORTING YOUR CHILD THROUGH THEIR GCSES

GCSE examinations can be a worrying prospect for your child and they will be under a great deal of pressure with deadlines and examination preparation. Here's how you can help.



POSITIVE START TO THE DAY

The beginning of the school day can be a rush for everyone. Here are some tips for a routine in the morning and evening to help the day start smoothly and with minimum stress.

The night before

Encourage your child to pack their school bag and lay out their uniform before going to bed each evening.

Breakfast

Try to make sure your child eats breakfast. This provides essential energy and will help him or her perform better at school.

ENSURE YOU ARE KEPT INFORMED

Signing up to the schools Facebook, Twitter, text and email communications can ensure you have a better understanding of what's actually going on in school and what teachers are communicating to both students and parents.

PROVIDING ALL-ROUND SUPPORT

The best way to support your child during this stressful time is to make home life as calm and pleasant as possible. Try not to nag or make too many demands. Arguments are counterproductive and will only add unnecessary stress. Make sure there are plenty of healthy snacks in the fridge and try to provide good, nutritious food at regular intervals. Encourage your child to join family meals, even if it's a busy revision day - it's important to have a change of scene and get away from the books and computer for a while. Also encourage your child to take regular exercise to help clear the mind.

HOMEWORK

Homework can often feel like a chore, and there are a million things your child would rather be doing! However, in years 10 and 11 your child should aim to do from 90 to 150 minutes of homework per day. Though this work is done independently, your interest and input is still important and helps your child to do well. Ask your child if there's anything you can do to help with homework. If your child has several assignments due in on the same day, suggest they space the work out rather than leave it all until the night before.

- ✔ Set up the perfect study space
- ✔ No homework right before bed
- ✔ Choose the best time to work
- ✔ Start with the most difficult
- ✔ Plan ahead



REVISION

The secret to doing well in exams lies in planning. You can help your child to create a clear revision plan and method of studying that will make them feel in control of their work.

- ✔ Work out a revision timetable for each subject
- ✔ Break revision time into small chunks - hour-long sessions with short breaks at the end of each session often work well
- ✔ Condense notes onto postcards to act as revision prompts
- ✔ Buy new stationery, highlighters and pens to make revision more interesting
- ✔ Go through school notes with your child or listen while they revise a topic

THE DAY OF THE EXAM

It's important to get a good night's sleep before an exam, so discourage your child from staying up late to cram. Make sure he or she eats a good breakfast on the morning of the exam and get them there with plenty of time. Reassure them that although you want them to do well no matter what happens you are very proud of them.

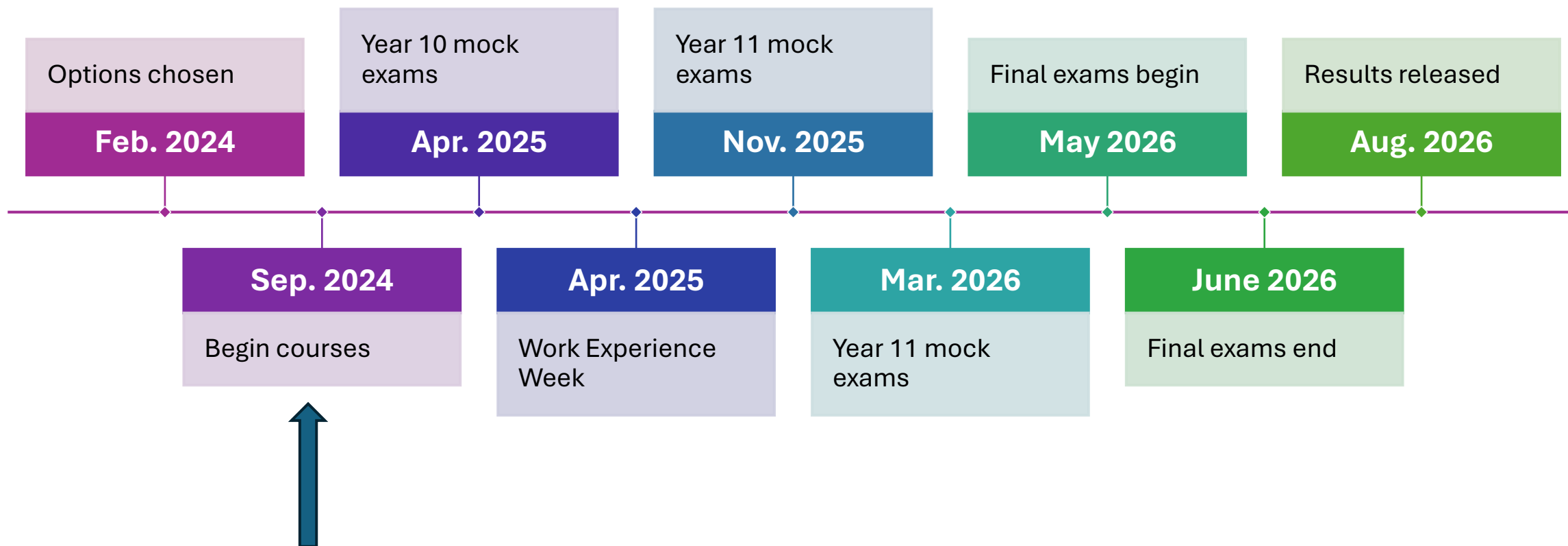


Homework:



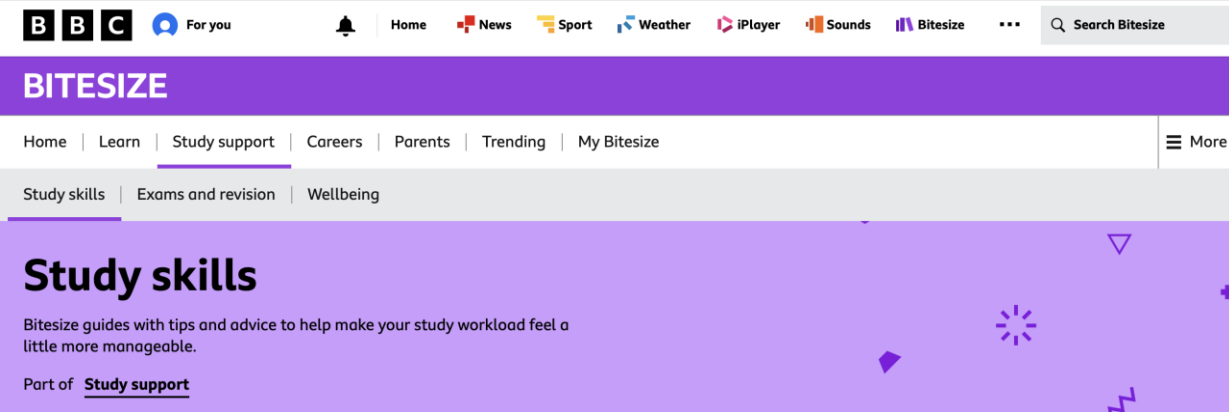
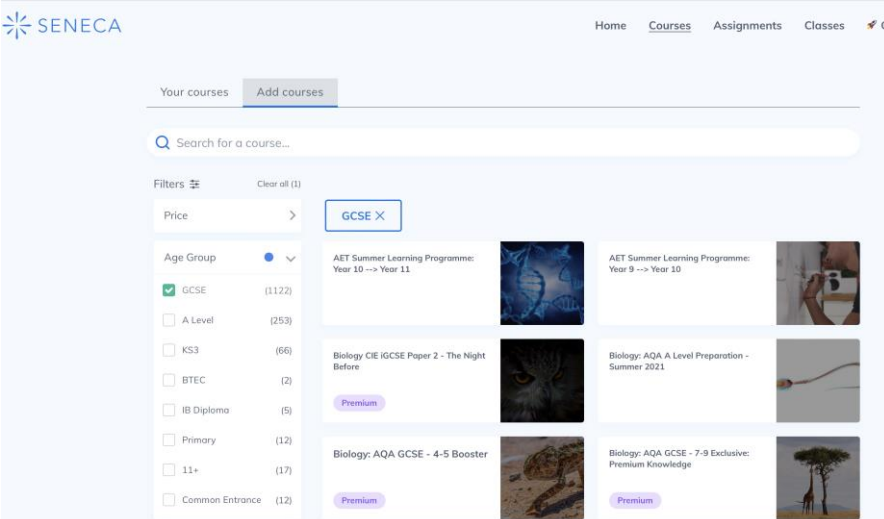
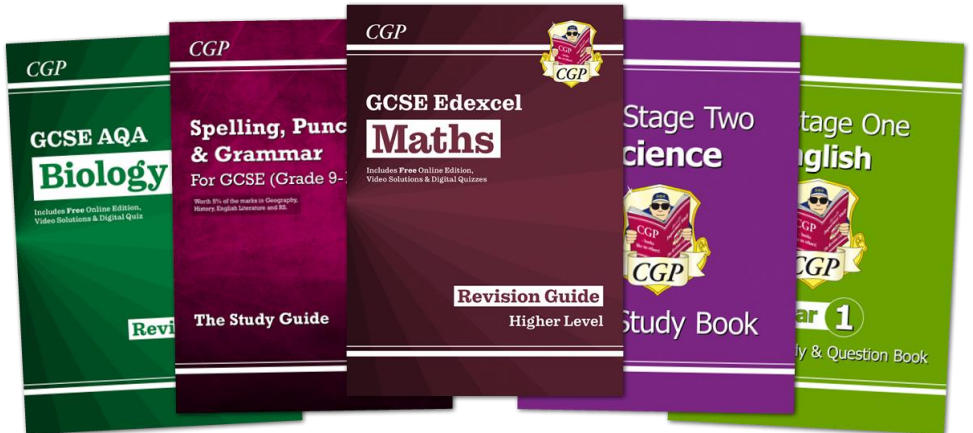
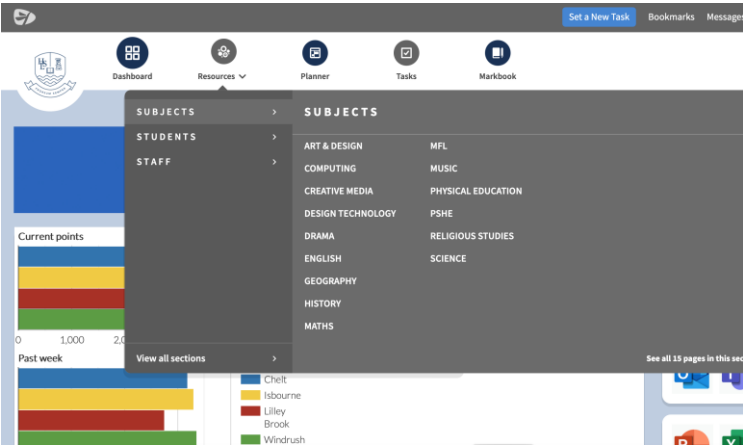
- Students should be spending a total of 10 hours per week on homework and revision: 2 hours for Maths, English and Science and 1 hour per option subject.
- If you ask them if they have any homework to do, the answer is always ‘yes’, they can always do some review/recap!

Timeline for the next 2 years





Additional resources to use



Purchasing / guidance for support resources



Year 10 Resources to purchase:

Core Subjects	
Option Subjects	
Available to purchase through SCOPay	

Subject Name	Description of Item	Link to purchase directly or to see what is being purchased through SCOPay	Price of resource
English:	Information has already been distributed to parents re: purchase of texts		
Maths:	Revision Guide Higher Level	https://www.cgpbooks.co.uk/secondary-books/gcse/maths/mh147-gcse-maths-edexcel-revision-guide	Each book is £3.25 if purchased through SCOPay
	Exam Practice Higher Level	https://www.cgpbooks.co.uk/secondary-books/gcse/maths/mh143-gcse-maths-edexcel-exam-practice	
	Revision Guide Foundation Level	https://www.cgpbooks.co.uk/secondary-books/gcse/maths/mf147-gcse-maths-edexcel-revision-guide	
	Exam Practice Foundation Level	https://www.cgpbooks.co.uk/secondary-books/gcse/maths/mf143-gcse-maths-edexcel-exam-practice	
Science:	Revision Guide	https://www.cgpbooks.co.uk/secondary-books/gcse/science/combined-science/sah46-gcse-combined-science-aqa-revision	Each book is £6.25 if purchased through SCOPay
All Year 10 students will receive a numbered CGP GCSE Combined Science revision guide to use. Parents are invited to purchase the copy so that students have their own. If not paid for, students must return them at the end of the course.			
Art – Fine Art:	Revision guides have already been distributed by department		
Art – Textiles:	Revision guides have already been distributed by department		
Business Studies	My Revision Notes	https://shorturl.at/WPQxd	£7.69
Computer Science:	Online Revision Package	OCR Computer science 2026 https://smartrevision.craigndayv.org/	£10.40

Design Technology – Food and Nutrition:	Revision guides have already been distributed by department		
Design Technology - Product Design:	Revision guides have already been distributed by department		
Drama:	All resources needed will be purchased by the school e.g. Scripts.		
French:	As this is a new course beginning in 2024, there are no revision guides published at the time of creating this list. Our Curriculum Leader will send further correspondence once books have been published.		
Geography:	Revision Guide & Practice Questions	https://rb.gy/3dn0qr	£6.00 if purchased through SCOPay
Health and Social Care:	My Revision Notes – Health and Social Care, Cambridge Nationals	https://shorturl.at/FgAeg	£10.50 for paper version £6.50 for digital download version (1 year only)
History:	Germany 1890-1945 Revision Guide	https://rb.gy/1gh1gh	£5.55
	Elizabethan England Revision Guide	https://rb.gy/186p3y	£5.55
	History and Conflict 1945 – 1972 Revision Guide	https://rb.gy/005inc	£5.55
Music:	Britain: Power and People c1170	https://rb.gy/wj2ko1	£6.39
	Revision Guide Student Book	https://rb.gy/mqqrab	£12.95
Physical Education:	Revision Guide	https://rb.gy/b3b3is	£23.50
Religious Studies:	Revision Guide	https://rb.gy/ziqs2	£3.25 if purchased through SCOPay
Religious Studies:	WJEC Eduqas GCSE 9-1 Religious Studies A Revision Guide	https://rb.gy/5cvj6u	£15.19
Spanish:	As this is a new course beginning in 2024, there are no revision guides published at the time of creating this list. Our Curriculum Leader will send further correspondence once books have been published.		

Core Subjects - English



- Following AQA English Language and English Literature courses.
- Set texts: Macbeth, A Christmas Carol and Lord of the Flies.
- No coursework in English – 4 closed book exams at the end of Year 11.


How can you support your child?

- **Talk to them about the texts we're studying:** they need have ideas about a range of different genres and texts, so getting your child to articulate their ideas and thoughts (positive or negative!) is really important. Question them, challenge their thoughts and encourage them to justify their opinions.
- **Watch film adaptations:** discuss how characters or setting is presented in a range of different ways and encourage them to consider why they might have been presented in that way.
- **Visit, tour, explore:** if you are able to, take your child to museums and theatres to explore our set texts in real life. Encourage your child to learn about the setting and contexts of our set texts.


A reminder to please purchase the set text bundle that is on Scopay.

Core Subjects – English revision

Re-read the set texts. Lots!
Your child needs to know these texts inside out.



CGP Guides can be used to remind pupils of content, themes and key quotations.



Great for going over what has been learned in lessons to check basic understanding!
Covers many other GCSE subjects too.



BITESIZE

Great for podcasts, quizzes and study skills, as well as making revision notes from.

For pupils aiming for the high levels, this website will offer insightful and original concepts about our texts.

BRITISH LIBRARY

Core Subjects – Maths



- Following Edexcel GCSE Maths 9-1 (1MA1).
- 3 exams in summer 2026 (1 non-calculator and 2 calculator papers) all 1 hour 30 minutes.
- Tier of entry: Higher (grades 9-3) Foundation (grades 5-1). Tiers of entry will be decided following the Year 11 mock.

How can you support your child?

- Ensure your child is well equipped for lessons. All equipment can be purchased on Scopay.
- Encourage your child to attend **Sum Up The Week** (Tuesday and Wednesday lunchtime in 1E6 / 1E9). This is a drop-in session for students to gain additional help and support from.
- Encourage **independent homework**. It is helpful for teachers to know where individuals have strengths and weaknesses so that we can tailor our support in lessons.
- Make use of **MathsWatch** with your child. Sometimes it is helpful for students to have explanations in the video rephrased or re-explained.

Maintain positivity, even if you think otherwise!


Core Subjects – Maths revision

Maths Watch

All students have an account and can watch explanatory videos and complete tasks online



CGP Guides can be used to remind pupils of content, themes and key quotations.



Maths Genie

A bank of videos, lessons and exam questions with solutions.



B B C

BITESIZE

Great for explanations, quizzes and exam questions

Corbett Maths

Alternative videos, worksheets and practice papers with solutions.



Corbettmαths

**Practise
practise
practise!**

Core Subjects – Combined Science

Course Information

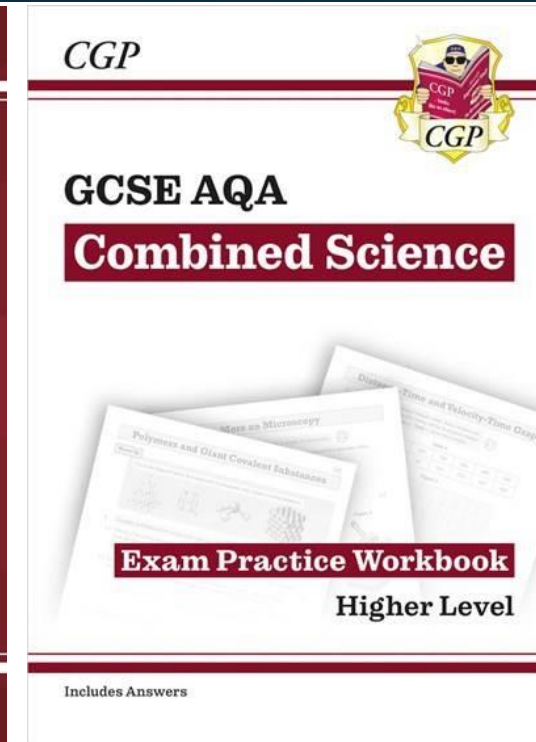
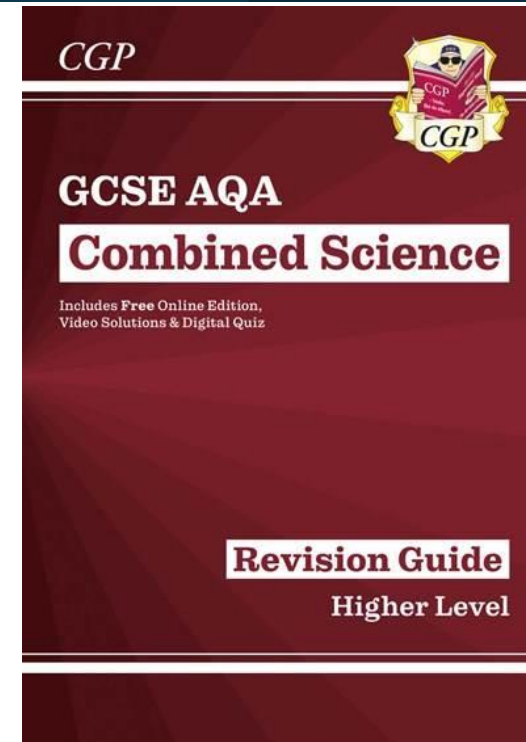


- Course Name: **AQA GCSE Combined Science: Trilogy (8464)**
[Not to be confused with the Synergy or Separate GCSE Science courses]
- **The GCSE Combined Science course covers all three sciences** and students receive **two Science GCSEs**.
- There are **six written exams** at the end of the course: two Biology, two Chemistry and two Physics. Each exam is **1 hour and 15 minutes** long.
- There are two levels of entry in GCSE Combined Science – **Higher Tier** and **Foundation Tier**. Every student has the opportunity to gain **grade 5** in either Tier. Tiers will be decided following the Year 11 November mock exams.
- There is **no coursework requirement** in GCSE Science. Students will complete a selection of **required practical activities** as part of the course.



Core Subjects – Combined Science

Supporting Your Child

- Encourage your child to use their red CGP GCSE AQA revision guide for their classwork, homework and revision – they will receive their **numbered** copy this week! Please purchase this copy via Scopay.
- You may also wish to purchase the white CGP AQA exam practice workbook for your child to use for their revision – all the answers are at the back!
- Talk to your child about what they are learning in Science and encourage them to read the latest Science and Environmental news, watch award-winning nature documentaries, and try the books on our Science Reading Canon.
- Science Matters is on every week to support your child with classwork, homework and revision – see the clubs list.



Science & Environment



Core Subjects – Combined Science

Revision Websites

Quizlet



Great for learning and revising Science keywords and definitions!



PHYSICS & MATHS TUTOR

Great for revision notes and past exam paper questions! Also covers Biology, Chemistry, Geography, English and Computer Science.



SENECA

Great for going over what has been learned in lessons to check basic understanding!
Covers many other GCSE subjects too.

BBC

BITESIZE

Great for podcasts, quizzes and study skills, as well as making revision notes from!
Covers many other GCSE subjects too.



COGNITO

Great for daily revision and catch up from missed lessons!
Has videos explaining all the content with quizzes, flashcards and exam questions to check understanding.
Also covers Maths.

Personal Development at KS4



Our Personal Development programme encompasses:

- Careers Education
- Statutory provision of Religious Education
- Relationships and Sex Education (RSE)
- Personal, Social, Health and Economic Education (PSHE)

The Personal Development programme at HSL:

- is carefully planned, both meeting the statutory requirements and going beyond this to ensure that our pupils are ready for the next stage of their journey
- forms an important part of the KS4 curriculum offer
- is delivered by a carefully selected team of experienced tutors

Work Experience Parents Information

6th – 9th


May 2025



The High School
Leckhampton

Why do Work Experience?

- **Gain an understanding of the working day**
- **Work with new people in a different environment.**
- **Learn new skills and take on new responsibilities.**
- **Work independently or part of a team.**
- **Build confidence.**
- **Help with decisions about future careers.**
- **Add to CV and may even lead to a job.**
- **Employability**




Application process – student led

- Students to approach prospective employers with a CV and covering letter and ask for a placement

Why?


- Part of the learning experience and will help later when seeking full-time employment
- Employers can see independence, initiative and enthusiasm
- An opportunity for students to get a feel for what the placement has to offer and discuss what they hope to gain



CV and Covering Letter

Students attended a CV workshop this morning with local recruitment companies. They went through the do's and don'ts of CV writing, and spent time on Unifrog starting to creating their CV.

- Sample cover letters and CV writing information can be found on the Careers pages of VLE



CV Do's



- Use the same font style throughout
- Check contact details are correct
- Check they have listed at least 4 achievements – in school AND out of school
- List the subjects you are taking for GCSE's
- Check spelling. Ask TWO other people, preferably at least one adult/parent to read through and check it too.
- List at least ONE referee who has a good idea of character and achievements – Tutor or Teacher



DO'S



DON'TS



CV DON'TS

- Have ANY spelling errors
- Have lots of different font styles and sizes
- Have limited or no achievements
- Have limited or no interests
- Have an email address that is inappropriate
e.g.
slinkysteph@hotmail.com



DO'S



DON'TS



VLE – Careers Pages

CAREERS

- CAREERS
- Apprenticeships
- CV & Personal Statements
- Events
- GAP Year / Volunteering
- Practice Interviews
- Studying Abroad
- Specific careers area
- Unifrog
- University
- Useful Websites
- Work Experience
- Career Opportunities
- Labour Market Information
- Morrisby Profiling
- College
- MOOC

Create

CAREERS

Welcome to the Careers page of the VLE. The careers department at Balcarras aims to support all pupils with their decision making and future planning throughout school from Year 7-13. The careers programme is overseen by Mrs Bull (Careers Lead) with the support of Mrs Lewis (Careers Administrator).

Apprenticeships

CV & Personal Statements

Events

GAP Year / Volunteering

Practice Interviews

Studying Abroad

Specific careers area

Unifrog

University

Useful Websites

Work Experience

Career Opportunities

Log in to U

University

Useful Websites

Work Experience

Apply Now

Edit Page

https://baccarras.fireflycloud.net/careers/unifrog

CAREERS — Ba... Mrs Bull WF 2020 WF parents 201... WF pupils 201... Year 10 2019... Previous WF Pl... ENG 09:19

VLE - Work Experience Section

avoid disappointment. Pupils are fully supported in this process. Pupils complete a journal of their experience whilst on placement and there are follow up sessions in school after the week has taken place.

WORK PLACEMENT LAUNCH 2025

Work Experience Parents Information
6th - 9th
May 2025
The High School Leckhampton

HSL WE Parents launch Sept 2024.pptx 21mb

How to log your work placement on Unifrog

480.mp4 59mb

Please watch this video for instructions

Important information

This PowerPoint is to be used **after** students have been in contact with employers and the employers have agreed to host them.

This PowerPoint provides a walkthrough for students complete the **Student initial form** using the Placements tool.

This PowerPoint does **not** support students to find a placement.

unifrog

Looking For Work Experience?

We'll support you every step of the way to make sure you have a fantastic time as you experience life at Mira.

Discover the excitement of engaging in thrilling business projects, explore different departments and witness the power of teamwork first-hand. With opportunities in Marketing, Supply Chain, Customer Services and Engineering - are you ready to uncover the possibilities for your future?

Drop us an email at earlycareers@mirashowers.com for more details, or download an application form from our 'Early Careers' page on www.mirashowers.co.uk.

The deadline for applications is Friday, November 15th.

Follow @LifeatMira


KOHLER mira rads

Kohler Mira - Looking for Work Experience

Edit Page

- Some companies have an application procedure and deadlines e.g. Kohler Mira, GE, Renishaw. Details of these will be on the VLE as soon as they have been released by companies

- Once a student secures a placement, they will then need to enter the placement information on their Unifrog account.
- The Unifrog system will then email the employer, the parent / guardian, and the school, to collect the necessary information and permissions. For the process to work, **it's essential that students add the initial information about the placement accurately.**

The Unifrog logo is displayed in white lowercase letters on a solid green rectangular background. The letters are clean and modern, with a slight shadow effect on the 'g'.



The High School
Leckhampton

ONCE A STUDENT GETS A PLACEMENT

unifrog

Supporting Information



Mrs Lewis –
JL@hsl.gloucs.sch.uk



Spreadsheet of previous
work placements



VLE – WORK EXPERIENCE
INFORMATION in the
Careers section



Guide to CV writing and
cover letter – Workshop
24th of September.



Tutor support

**Balcarras Trust Careers Fair – Thursday 3rd of October from 6pm
until 7.30pm - Lots of opportunities to speak to organisations
about work experience placements**




Work Experience Timeline

- **20th September – Launch to students via assembly**
- **24th September – CV Writing**
- **26th November 2024 - Practise Interviews**
- **September to January - Students to secure placements**
- **31st January 2025 - Deadline for Placement to be entered on Unifrog**
- **6th to the 9th May 2025– Work Experience**



Exam Rules and Regulations



JCQ Joint Council for
Qualifications UK

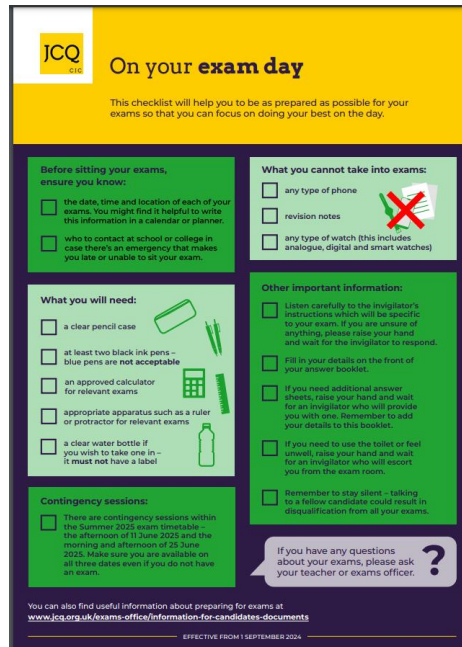
Instructions for conducting non-examination assessments (GCE & GCSE specifications)

1 September 2024 to 31 August 2025

This document provides subject teachers, senior leaders and heads of centre with a single, definitive source of generic guidance and instructions for GCE and GCSE qualifications.

Produced on behalf of
AQA OCR Pearson JCQ

©JCQ 2024



JCQ UK **On your exam day**

This checklist will help you to be as prepared as possible for your exams so that you can focus on doing your best on the day.

Before sitting your exams, ensure you know:

- the date, time and location of each of your exams. You might find it helpful to write this information in a calendar or planner.
- who to contact at school or college in case there's an emergency that makes you late or unable to sit your exam.

What you will need:

- a clear pencil case
- at least two black ink pens - blue pens are not acceptable
- an approved calculator for relevant exams
- appropriate apparatus such as a ruler or protractor for relevant exams
- a clear water bottle if you wish to take one in - it must not have a label

Contingency sessions:

- There are contingency sessions within the Summer 2025 exam timetable - the afternoon of 11 June 2025 and the morning and afternoon of 25 June 2025. Make sure you are available on all three dates even if you do not have an exam.

What you cannot take into exams:

- any type of phone
- revision notes
- any type of watch (this includes analogue, digital and smart watches)

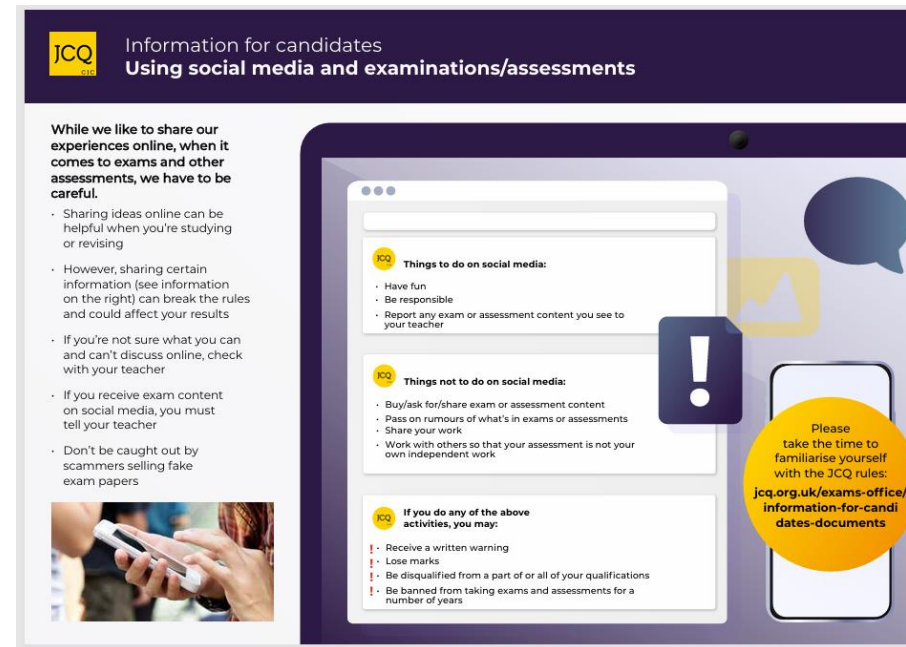
Other important information:

- Listen carefully to the invigilator's instructions which will be specific to your exam. If you are unsure of anything, please raise your hand and wait for the invigilator to respond.
- Fill in your details on the front of your answer booklet.
- If you need additional answer sheets, raise your hand and wait for an invigilator who will provide you with one. Remember to add your details to this booklet.
- If you need to use the toilet or feel unwell, raise your hand and wait for an invigilator who will escort you from the exam room.
- Remember to stay silent - talking to a fellow candidate could result in disqualification from all your exams.

If you have any questions about your exams, please ask your teacher or exams officer.

You can also find useful information about preparing for exams at www.jcq.org.uk/exams-office/information-for-candidates-documents

EFFECTIVE FROM 1 SEPTEMBER 2024



JCQ UK **Information for candidates
Using social media and examinations/assessments**

While we like to share our experiences online, when it comes to exams and other assessments, we have to be careful.

- Sharing ideas online can be helpful when you're studying or revising
- However, sharing certain information (see information on the right) can break the rules and could affect your results
- If you're not sure what you can and can't discuss online, check with your teacher
- If you receive exam content on social media, you must tell your teacher
- Don't be caught out by scammers selling fake exam papers

Things to do on social media:

- Have fun
- Be responsible
- Report any exam or assessment content you see to your teacher

Things not to do on social media:

- Buy/ask for/share exam or assessment content
- Pass on rumours of what's in exams or assessments
- Share your work
- Work with others so that your assessment is not your own independent work

If you do any of the above activities, you may:

- Receive a written warning
- Lose marks
- Be disqualified from a part of or all of your qualifications
- Be banned from taking exams and assessments for a number of years

Please take the time to familiarise yourself with the JCQ rules: www.jcq.org.uk/exams-office/information-for-candidates-documents

Awareness of:

- Rules & deadlines for NEAs (non-examined assessments) - DT; Art; Textiles; Music; PE practical; Health and Social Care
- Plagiarism and use of AI
- Social media
- Conduct in exams (no watches/phones etc.)

Access Arrangements



These are governed by JCQ regulations which have tightened recently. The school cannot work outside these regulations under any circumstances.

Arrangements are made on a subject-by-subject basis (this may be a change if you have older children).

Prior eligibility (e.g. for SATs) will not necessarily apply.

Some students will require further testing, this will be arranged by the school and will take place in waves.

It is essential that students give consent for their data to be shared with the exam boards.

Emergency arrangements (e.g. for a broken arm) are possible, but as much notice as possible is helpful.